


NRIBV

NON RETURN & ISOLATING VALVES



NRIBV-15C

15mm (1/2") Non-Return Isolating Valves C x C




NRIBVS-15C

15mm (1/2") Non-Return Isolating Valves with Filter


NRIBVS-20C

20mm (3/4") Non-Return Isolating Valves with Filter




NRIBV-15F

15mm (1/2") Non-Return Isolating Valves F x F



NRIBVS-20F

20mm (3/4") Non-Return Isolating Valves with Filter



NRIBV-15-INV

15mm (1/2") Non-Return Isolating Valves Inverted Flare

INSTALLATION

- Must be fitted in accordance with AS3500.1 and by a licensed plumber.
- Install valve with direction of flow as indicated by arrow on valve body.
- Valve suitable for horizontal or vertical installation.
- Flush plumbing before connection.
- Ensure handle is easily accessible.

The NRIBV range of non return isolation valves (NRI) combine the non-return and isolating functions in one simple compact valve. The NRIBV range is available in 15mm and 20mm and with optional female, flare and nut and copper olive compression ends.

The NRIBVS range of non return isolating valves incorporate a line strainer which is designed to protect any down stream valves and or equipment. The removable strainer prevents grit and debris from entering the line.

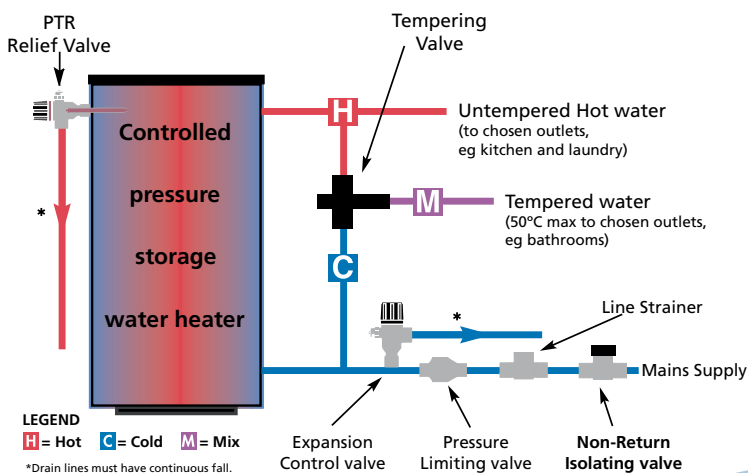
FEATURES

- Suitable for horizontal or vertical installation
- Forged DR brass body
- Complies with AS1357.1
- Watermark Certification
- Easily visible on or off quarter turn handle
- Removable strainer for cleaning

NRI SPECIFICATIONS

Model	DN Size	Inlet/Outlet	Overall Length
NRIBV-15-C	15	15 (1/2") Compression	79mm
NRIBV-15-F	15	15 (1/2") Female	64mm
NRIBV-15-INV	15	15 (1/2") Flare	86mm
NRIBVS-15F	15	15 (1/2") Female	85mm
NRIBVS-20F	20	20 (3/4") Female	95mm
NRIBVS-20C	20	20 (3/4") Male	135mm

TYPICAL INSTALLATION OF CONTROLLED PRESSURE HOT WATER SYSTEM



The tempering valve may be installed at the point of use, but there must be a minimum 1 metre pipe run between the valve and the outlet tap.

Caution: Water escaping from the drain line may be hot and could cause scolding. This valve is a Safety Valve. Excessive discharge from the drain line or operation of the small auxiliary relief valve opposite the drain can mean a malfunction within the system. Switch off the energy source and call a plumber or service person.